


- **Linking Orthodontics with Periodontal Health**
Linking Orthodontics with Periodontal Health Coordinating with Oral Surgeons for Jaw Corrections Integrating Pediatric Dentistry for Early Intervention Combining Endodontic Care in Complex Cases Collaborative Planning with Prosthodontists Sharing Diagnostic Data Across Multiple Specialists Addressing Aesthetic and Functional Goals Together Communication Strategies Among Dental Teams Balancing Orthodontic Solutions and Restorative Needs Encouraging Holistic Treatment Approaches Managing Patients with Special Medical Conditions Efficient Referrals That Improve Patient Outcomes
- **AI Driven Aligners That Predict Movement**
AI Driven Aligners That Predict Movement Cloud Based Case Tracking for Efficient Management Digital Impressions That Replace Traditional Molds Virtual Consultations for Remote Care 3D Printing Applications in Orthodontic Appliances Teledentistry and Its Impact on Patient Convenience Software Innovations for Treatment Simulations Aligning Treatment Goals with Technological Advances Advantages of Using Digital Models in Planning Modern Approaches to Virtual Monitoring Reducing Errors Through Computerized Analysis The Future of Orthodontics in a Digital Era
- **About Us**



Okay, so we're talking about kids, teeth, and how to make sure everything grows up happy and healthy. Early assessment and interceptive orthodontics – it's a mouthful, I know. But basically, it means we're looking at a child's teeth and jaw development early on, and if we see something that might cause problems down the road, we try to gently nudge things in the right direction.

Think of it like this: you're tending a garden. You see a little seedling starting to grow crooked. You could wait until it's a fully grown tree and try to bend it back, which is a lot harder and might even break it. Or, you can gently stake it while it's small, guiding it to grow straight and strong from the beginning. Orthodontic check-ups help track the progress of tooth movement [Youth orthodontic correction dental caries](#). That's interceptive orthodontics.

Why is this important when balancing orthodontic solutions and restorative needs? Because sometimes, a little orthodontic intervention early on can actually *prevent* the need for more extensive restorative work later. Maybe a crowded mouth is leading to increased cavities because it's hard to brush properly. A little bit of expansion could make a world of difference. Or, maybe a crossbite is causing uneven wear on the teeth. Correcting that early can save those teeth from needing fillings or crowns later.

The key is balance. We're not about putting every kid in braces at age seven. It's about carefully assessing each child's unique situation, considering their growth patterns, and weighing the potential benefits of early intervention against the potential risks. Sometimes, watching and waiting is the best approach. Other times, a simple appliance can make a huge difference.

Ultimately, it's about setting kids up for a lifetime of healthy, functional, and confident smiles. It's about working with the child's natural growth, not against it, to create the best possible outcome with the least amount of intervention necessary. It's a partnership between the orthodontist, the restorative dentist, the parents, and, most importantly, the child, all working together. Because a healthy smile is about more than just straight teeth; it's about overall oral health and well-being.

*** Common periodontal issues in children undergoing orthodontic treatment. —**

- * The interplay between orthodontic forces and periodontal tissues in young patients.
- * Common periodontal issues in children undergoing orthodontic treatment.
- * Preventive measures to maintain periodontal health during orthodontic treatment.
- * The role of oral hygiene instructions for children and parental involvement.
- * Early detection and management of periodontal problems during orthodontic care.
- * Collaboration between orthodontists and periodontists for optimal outcomes.

Let's talk about teeth, and how moving them around now can seriously impact what we can do with them later. Think of it like this: orthodontics, that's the architect, shaping the landscape of your smile. Restorative dentistry, that's the interior designer, coming in to furnish and decorate. If the architect builds a wonky foundation, the interior designer is going to have a heck of a time making things look good and function well.

Understanding the interplay – that's the key. It's not just about straightening teeth; it's about anticipating future needs. Are we planning on implants down the road? Then we need to create the right space and bone support. Are we thinking about veneers to perfect the shape? Then we need to align the teeth in a way that allows for minimal tooth reduction and a natural-looking result.


Imagine trying to place a crown on a tooth that's awkwardly angled. You'd end up grinding down healthy tooth structure just to get it to fit, or the crown would look completely out of place. That's where thoughtful orthodontic planning comes in. By carefully considering the potential restorative needs, we can guide the teeth into positions that are not only aesthetically pleasing but also conducive to long-term dental health and predictable restorative outcomes.

Ultimately, it's a collaborative effort. The orthodontist and restorative dentist need to be on the same page, communicating and planning together. This ensures that the initial orthodontic treatment lays the groundwork for successful and beautiful restorative work, leading to a smile that's not only straight but also healthy, functional, and built to last. It's about creating a win-win situation for the patient, both now and in the future.

More about us:

Social Media:

Facebook About Us:



*** Preventive measures to maintain periodontal health during orthodontic treatment.**

Okay, let's talk about space maintenance, and why it's more than just a dental afterthought. Think of it like this: losing a baby tooth early isn't just about a gap showing up in your kid's smile. It's like pulling out a crucial brick in a carefully constructed arch. That space, left unattended, becomes prime real estate for drifting teeth, potentially creating a domino effect of problems.

Why is this relevant to the bigger picture of balancing orthodontic and restorative needs? Well, that drifting can throw the whole bite off. The teeth next to the gap might tilt or shift, creating a crowding situation that their permanent replacements may not fit into when they eventually erupt. Suddenly, you're looking at a higher likelihood of needing more extensive orthodontic treatment down the road, maybe even extractions, to correct the mess caused by that initial space loss.

Space maintainers, those little appliances like bands or crowns with loops, basically hold the fort. They keep that space open, giving the permanent tooth underneath a clear path to erupt. This simple intervention can drastically reduce the complexity and cost of future orthodontic work. Plus, it can help prevent the need for more complicated restorative procedures later on, like crowns or bridges, that might be necessary if the bite becomes significantly misaligned.

So, space maintenance isn't just about preventing a cosmetic issue. It's about preserving future restorative potential by ensuring the permanent teeth have the space they need to come in correctly. It's a proactive step that can save time, money, and a lot of potential headaches down the line by setting the stage for a healthy, well-aligned dentition.

*** The role of oral hygiene instructions for children and parental involvement.**

Okay, so we're talking about moving teeth, making smiles prettier, but also making sure we don't accidentally mess up the enamel in the process. It's a balancing act, right? We want that perfect bite and straight teeth, but not at the cost of weakened or damaged enamel that will need fixing later.

One of the biggest considerations is just being gentle. Aggressive forces might seem like they'll speed things up, but they can actually cause more harm than good. Think about it – enamel is tough, but it's not invincible. Too much pressure, too quickly, and you risk micro-fractures or even demineralization, which is basically the enamel starting to dissolve.

Then there's the hygiene aspect. Braces, wires, all those little nooks and crannies? They're a haven for plaque and bacteria. And bacteria love to produce acids that attack enamel. So, really emphasizing good oral hygiene – proper brushing, flossing, maybe even fluoride treatments – is super important during orthodontic treatment. It's not just about avoiding cavities; it's about protecting the enamel from acid erosion.

Another thing to think about is the type of bonding agent used to attach the brackets to the teeth. Some bonding agents can be more aggressive than others when it comes to etching the enamel surface. Choosing a less aggressive adhesive, and being meticulous with the etching and bonding process, can make a big difference in preserving enamel.

Finally, stripping enamel, or interproximal reduction (IPR), is sometimes used to create space and alleviate crowding. While it can be a necessary tool, it's crucial to be conservative. Removing too much enamel can leave the teeth more susceptible to sensitivity and decay in the long run. Planning the IPR carefully, and prioritizing other methods of space creation where possible, helps to minimize the impact on enamel.

Basically, preserving enamel during orthodontics is all about being mindful, gentle, and prioritizing good oral hygiene. It's a team effort between the orthodontist and the patient, making sure we achieve that beautiful smile without sacrificing the long-term health of the teeth.

*** Early detection and management of periodontal problems during orthodontic care.**

Okay, let's talk about how everyone wins when orthodontists and pediatric dentists work together, especially when restorative needs are part of the picture. Think of it like this: an orthodontist is a brilliant architect, designing the perfect smile. But sometimes, the building blocks – the teeth themselves – need a little TLC from a skilled carpenter, in this case, a pediatric dentist or other specialist before the grand design can truly shine.

Collaborative treatment planning isn't just a fancy phrase; it's about making sure everyone's on the same page. Imagine a kiddo with a missing baby tooth that's affecting the eruption of their permanent teeth. The orthodontist might be thinking about braces later, but the pediatric dentist is crucial *now* in managing that space, preventing future crowding or impaction. Or maybe a child has enamel defects or needs some bonding to repair chipped teeth. Addressing these restorative issues *before* or even *during* orthodontic treatment can lead to a far superior, more stable, and aesthetically pleasing result.

It's a conversation, really. The pediatric dentist brings their expertise about the child's overall dental health, potential risks like caries, and growth patterns. The orthodontist focuses on alignment, bite, and long-term stability. By sharing information, discussing options, and considering the child's specific needs and concerns, the team can create a treatment plan that's not just about straight teeth, but about a healthy, functional, and beautiful smile that will last. It's a win-win for the patient, and honestly, it makes everyone's job a little easier in the long run knowing that all aspects of their oral health are being addressed holistically.

*** Collaboration between orthodontists and periodontists for optimal outcomes.**

Okay, so we're talking about balancing orthodontics and restorations, right? And smack dab in the middle of all that, we find ourselves wrestling with this messy thing called habits. You know, the stuff people do without even thinking. And these habits? They can totally make or break everything we're trying to achieve with braces and fillings and crowns.

Think about it. Someone gets braces to straighten their teeth, which is great for setting up a beautiful, functional smile. But if they're constantly chewing on ice, grinding their teeth at night, or even just absentmindedly biting their nails, all that orthodontic work can get undermined pretty quickly. The teeth might shift back, the brackets might break, and suddenly we're facing unexpected complications.

And it's the same story with restorations. We painstakingly craft a perfect filling or crown, making sure it fits just right and looks fantastic. But if the patient has a clenching habit, they're putting enormous pressure on that restoration, potentially leading to cracks, fractures, or even complete failure. Or maybe they're constantly snacking on sugary foods, negating all our efforts to protect the tooth from decay around the restoration.

Managing these habits isn't just some minor detail; it's absolutely crucial. It's about educating patients, helping them become aware of their behaviors, and providing strategies to break those detrimental habits. Maybe it's a night guard to protect against grinding, or maybe it's just a conscious effort to stop chewing on pens. Sometimes it requires a team approach involving other specialists, like a therapist to address underlying stress or anxiety that might be contributing to the habits.

Ultimately, it's about building a partnership with the patient, making them an active participant in their own oral health. Because even the most brilliant orthodontic or restorative treatment will fall short if we don't address those pesky habits that are quietly sabotaging our efforts. It's a holistic approach, recognizing that a healthy, stable smile isn't just about perfectly aligned teeth or beautifully crafted restorations, it's about the whole package, including those everyday behaviors that silently shape our oral health destiny.

Okay, let's talk about setting kids up for success when it comes to their teeth – balancing orthodontic solutions and restorative needs. One thing I've learned over the years is that addressing skeletal discrepancies early on can make a world of difference later. Think about it: if a child's jaw is significantly misaligned, simply straightening the teeth with braces might mask the underlying problem. It might look better, but it's not truly fixing the root cause.


What often happens then? Well, as they get older, these individuals might face more complex restorative needs. We could be talking about extensive crown work, implants, even jaw surgery in some cases. The bite might be unstable, prone to wear and tear, and generally more vulnerable.

Early intervention, on the other hand, can guide jaw growth and development in a more harmonious way. This might involve things like functional appliances or even, in carefully selected cases, early phase orthodontics. The goal isn't just straight teeth; it's a balanced skeletal foundation.

By addressing these skeletal issues early, we're essentially setting the stage for a healthier, more stable bite as adults. This, in turn, minimizes the need for extensive and often costly restorative work down the line. It's like building a house on a solid foundation – it's going to be much more resilient and last a lot longer. So, while it might seem like a long-term investment, addressing skeletal discrepancies early is really a proactive way to protect their smile for years to come.


About thumb sucking

For other uses, see Thumbsucker (disambiguation).



Infants may use pacifiers or their thumb or fingers to soothe themselves

Newborn baby thumb sucking



A bonnet macaque thumb sucking


Thumb sucking is a behavior found in humans, chimpanzees, captive ring-tailed lemurs,^[1] and other primates.^[2] It usually involves placing the thumb into the mouth and rhythmically repeating sucking contact for a prolonged duration. It can also be accomplished with any organ within reach (such as other fingers and toes) and is considered to be soothing and therapeutic for the person. As a child develops the habit, it will usually develop a "favourite" finger to suck on.

At birth, a baby will reflexively suck any object placed in its mouth; this is the sucking reflex responsible for breastfeeding. From the first time they engage in nutritive feeding, infants learn that the habit can not only provide valuable nourishment, but also a great deal of pleasure, comfort, and warmth. Whether from a mother, bottle, or pacifier, this behavior, over time, begins to become associated with a very strong, self-soothing, and pleasurable oral sensation. As the child grows older, and is eventually weaned off the nutritional sucking, they can either develop alternative means for receiving those same feelings of physical and emotional fulfillment, or they can continue experiencing those pleasantly soothing experiences by beginning to suck their thumbs or fingers.^[3] This reflex disappears at about 4 months of age; thumb sucking is not purely an instinctive behavior and therefore can last much longer.^[4] Moreover, ultrasound scans have revealed that thumb sucking can start before birth, as early as 15 weeks from conception; whether this behavior is voluntary or due to random movements of the fetus in the womb is not conclusively known.

Thumb sucking generally stops by the age of 4 years. Some older children will retain the habit, which can cause severe dental problems.^[5] While most dentists would recommend breaking the habit as early as possible, it has been shown that as long as the habit is broken before the onset of permanent teeth, at around 5 years old, the damage is reversible.^[6] Thumb sucking is sometimes retained into adulthood and may be due to simply habit continuation. Using anatomical and neurophysiological data a study has found that sucking the thumb is said to stimulate receptors within the brain which cause the release of mental and physical tension.^[7]

Dental problems and prevention

[edit]



Alveolar prognathism, caused by thumb sucking and tongue thrusting in a 7-year-old girl.

Percentage of children who suck their thumbs (data from two researchers)

Age	Kantorowicz ^[4]	Brückl ^[8]
0–1	92%	66%
1–2	93%	—
2–3	87%	—
3–4	86%	—
4–5	85%	25%
5–6	76%	—
Over 6	—	9%

Most children stop sucking on thumbs, pacifiers or other objects on their own between 2 and 4 years of age. No harm is done to their teeth or jaws until permanent teeth start to erupt. The only time it might cause concern is if it goes on beyond 6 to 8 years of age. At this time, it may affect the shape of the oral cavity or dentition.^[9] During thumbsucking the tongue sits in a lowered position and so no longer balances the forces from the buccal group of musculature. This results in narrowing of the upper arch and a posterior crossbite. Thumbsucking can also cause the maxillary central incisors to tip labially and the mandibular incisors to tip lingually, resulting in an increased overjet and anterior open bite malocclusion, as the thumb rests on them during the course of sucking. In addition to proclination of the maxillary incisors, mandibular incisors retrusion will also happen. Transverse maxillary deficiency gives rise to

posterior crossbite, ultimately leading to a Class II malocclusion.[¹⁰]

Children may experience difficulty in swallowing and speech patterns due to the adverse changes. Aside from the damaging physical aspects of thumb sucking, there are also additional risks, which unfortunately, are present at all ages. These include increased risk of infection from communicable diseases, due to the simple fact that non-sterile thumbs are covered with infectious agents, as well as many social implications. Some children experience social difficulties, as often children are taunted by their peers for engaging in what they can consider to be an “immature” habit. This taunting often results the child being rejected by the group or being subjected to ridicule by their peers, which can cause understandable psychological stress.[¹¹]

Methods to stop sucking habits are divided into 2 categories: Preventive Therapy and Appliance Therapy.[¹⁰]

Examples to prevent their children from sucking their thumbs include the use of bitterants or piquant substances on their child's hands—although this is not a procedure encouraged by the American Dental Association[⁹] or the Association of Pediatric Dentists. Some suggest that positive reinforcements or calendar rewards be given to encourage the child to stop sucking their thumb.

The American Dental Association recommends:

- Praise children for not sucking, instead of scolding them when they do.
- If a child is sucking their thumb when feeling insecure or needing comfort, focus instead on correcting the cause of the anxiety and provide comfort to your child.
- If a child is sucking on their thumb because of boredom, try getting the child's attention with a fun activity.
- Involve older children in the selection of a means to cease thumb sucking.
- The pediatric dentist can offer encouragement to the child and explain what could happen to the child's teeth if he/she does not stop sucking.
- Only if these tips are ineffective, remind the child of the habit by bandaging the thumb or putting a sock/glove on the hand at night.
- Other orthodontics[¹²] for appliances are available.

The British Orthodontic Society recommends the same advice as ADA.[¹³]

A Cochrane review was conducted to review the effectiveness of a variety of clinical interventions for stopping thumb-sucking. The study showed that orthodontic appliances and psychological interventions (positive and negative reinforcement) were successful at preventing thumb sucking in both the short and long term, compared to no treatment.[¹⁴] Psychological interventions such as habit reversal training and decoupling have also proven useful in body focused repetitive behaviors.[¹⁵]

Clinical studies have shown that appliances such as TGuards can be 90% effective in breaking the thumb or finger sucking habit. Rather than use bitterants or piquants, which are not

endorsed by the ADA due to their causing of discomfort or pain, TGuards break the habit simply by removing the suction responsible for generating the feelings of comfort and nurture.^[16] Other appliances are available, such as fabric thumb guards, each having their own benefits and features depending on the child's age, willpower and motivation. Fixed intraoral appliances have been known to create problems during eating as children when removing their appliances may have a risk of breaking them. Children with mental illness may have reduced compliance.^[10]

Some studies mention the use of extra-oral habit reminder appliance to treat thumb sucking. An alarm is triggered when the child tries to suck the thumb to stop the child from this habit.^{[10][17]} However, more studies are required to prove the effectiveness of external devices on thumb sucking.

Children's books

[edit]

- In Heinrich Hoffmann's *Struwwelpeter*, the "thumb-sucker" Konrad is punished by having both of his thumbs cut off.
- There are several children's books on the market with the intention to help the child break the habit of thumb sucking. Most of them provide a story the child can relate to and some coping strategies.^[18] Experts recommend to use only books in which the topic of thumb sucking is shown in a positive and respectful way.^[19]

See also

[edit]

- Stereotypic movement disorder
- Prognathism

References

[edit]

- [^] Jolly A (1966). *Lemur Behavior*. Chicago: University of Chicago Press. p. 65. ISBN 978-0-226-40552-0.
- [^] Benjamin, Lorna S.: "The Beginning of Thumbsucking." *Child Development*, Vol. 38, No. 4 (Dec., 1967), pp. 1065–1078.
- [^] "About the Thumb Sucking Habit". *Tguard*.
- [^] **a b** Kantorowicz A (June 1955). "Die Bedeutung des Lutschens für die Entstehung erworbener Fehlbildungen". *Fortschritte der Kieferorthopädie*. **16** (2): 109–21. doi:10.1007/BF02165710. S2CID 28204791.

5. ^ O'Connor A (27 September 2005). "The Claim: Thumb Sucking Can Lead to Buck Teeth". *The New York Times*. Retrieved 1 August 2012.
6. ^ Friman PC, McPherson KM, Warzak WJ, Evans J (April 1993). "Influence of thumb sucking on peer social acceptance in first-grade children". *Pediatrics*. **91** (4): 784–6. doi:10.1542/peds.91.4.784. PMID 8464667.
7. ^ Ferrante A, Ferrante A (August 2015). "[Finger or thumb sucking. New interpretations and therapeutic implications]". *Minerva Pediatrica (in Italian)*. **67** (4): 285–97. PMID 26129804.
8. ^ Reichenbach E, Brückl H (1982). "Lehrbuch der Kieferorthopädie Bd. 1962;3:315-26.". *Kieferorthopädische Klinik und Therapie Zahnärztliche Fortbildung*. 5. Auflage Verlag. JA Barth Leipzig
alÃfÆ'Ã†â€™Ãfâ€ Åçâ,-â,,çÃfÆ'Ãçâ,-Ã ÃfÃçÃçâ€šÃ-Ãçâ€žÃçÃfÆ'Ã†â€™Ãfâ€šÃ,ÃçÃfA Schulze G.
9. ^ **a b** "Thumbsucking - American Dental Association". Archived from the original on 2010-06-19. Retrieved 2010-05-19.
10. ^ **a b c d** Shetty RM, Shetty M, Shetty NS, Deoghare A (2015). "Three-Alarm System: Revisited to treat Thumb-sucking Habit". *International Journal of Clinical Pediatric Dentistry*. **8** (1): 82–6. doi:10.5005/jp-journals-10005-1289. PMC 4472878. PMID 26124588.
11. ^ Fukuta O, Braham RL, Yokoi K, Kurosu K (1996). "Damage to the primary dentition resulting from thumb and finger (digit) sucking". *ASDC Journal of Dentistry for Children*. **63** (6): 403–7. PMID 9017172.
12. ^ "Stop Thumb Sucking". *Stop Thumb Sucking.org*.
13. ^ "Dummy and thumb sucking habits" (PDF). *Patient Information Leaflet. British Orthodontic Society*.
14. ^ Borrie FR, Bearn DR, Innes NP, Iheozor-Ejiofor Z (March 2015). "Interventions for the cessation of non-nutritive sucking habits in children". *The Cochrane Database of Systematic Reviews*. **2021** (3): CD008694. doi:10.1002/14651858.CD008694.pub2. PMC 8482062. PMID 25825863.
15. ^ Lee MT, Mpavaenda DN, Fineberg NA (2019-04-24). "Habit Reversal Therapy in Obsessive Compulsive Related Disorders: A Systematic Review of the Evidence and CONSORT Evaluation of Randomized Controlled Trials". *Frontiers in Behavioral Neuroscience*. **13**: 79. doi:10.3389/fnbeh.2019.00079. PMC 6491945. PMID 31105537.
16. ^ "Unique Thumb with Lock Band to Deter Child from Thumb Sucking". *Clinical Research Associates Newsletter*. **19** (6). June 1995.
17. ^ Krishnappa S, Rani MS, Aariz S (2016). "New electronic habit reminder for the management of thumb-sucking habit". *Journal of Indian Society of Pedodontics and Preventive Dentistry*. **34** (3): 294–7. doi:10.4103/0970-4388.186750. PMID 27461817. S2CID 22658574.
18. ^ "Books on the Subject of Thumb-Sucking". *Thumb-Heroes*. 9 December 2020.
19. ^ Stevens Mills, Christine (2018). *Two Thumbs Up - Understanding and Treatment of Thumb Sucking*. ISBN 978-1-5489-2425-6.

Further reading

[edit]

- *"Duration of pacifier use, thumb sucking may affect dental arches". The Journal of the American Dental Association. 133 (12): 1610–1612. December 2002. doi: 10.14219/jada.archive.2002.0102.*
- *Mobbs E, Crarf GT (2011). Latchment Before Attachment, The First Stage of Emotional Development, Oral Tactile Imprinting. Westmead.*

External links

[edit]

- *"Oral Health Topics: Thumbsucking". American Dental Association. Archived from the original on 2010-06-19.*
- *"Pacifiers & Thumb Sucking". Canadian Dental Association.*

About dental caries

Redirect to:

- Tooth decay
- **From a page move:** This is a redirect from a page that has been moved (renamed). This page was kept as a redirect to avoid breaking links, both internal and external, that may have been made to the old page name.

IQDENT - Ortodontska Klinika

Phone : +385953817015

City : Zagreb

State : Hrvatska

Zip : 10000

Address : IQDENT - Ortodontska Klinika

Company Website : <https://iqdent.hr/>

USEFUL LINKS

[Orthodontic treatment can help improve your child's smile](#)

[Orthodontic treatment for children](#)

[Sitemap](#)

[Privacy Policy](#)

[About Us](#)

Follow us